

Research Article

A Graphical Method for Solving Interval Matrix Games

Handan Akyar and Emrah Akyar

Department of Mathematics, Faculty of Science, Anadolu University, 26470 Eskisehir, Turkey

Correspondence should be addressed to Handan Akyar, hakyar@anadolu.edu.tr

Received 10 January 2011; Accepted 26 April 2011

Academic Editor: Marcia Federson

Copyright © 2011 H. Akyar and E. Akyar. This is an open access article distributed under the Creative Commons Attribution License, which permits unrestricted use, distribution, and reproduction in any medium, provided the original work is properly cited.

$2 \times n$ or $m \times 2$ interval matrix games are considered, and a graphical method for solving such games is given. Interval matrix game is the interval generation of classical matrix games. Because of uncertainty in real-world applications, payoffs of a matrix game may not be a fixed number. Since the payoffs may vary within a range for fixed strategies, an interval-valued matrix can be used to model such uncertainties. In the literature, there are different approaches for the comparison of fuzzy numbers and interval numbers. In this work, the idea of acceptability index is used which is suggested by Sengupta et al. (2001) and Sengupta and Pal (2009), and in view of acceptability index, well-known graphical method for matrix games is adapted to interval matrix games.

1. Introduction

The simplest game is finite, two-person, zero-sum game. There are only two players, player I and player II, and it can be denoted by a matrix. Thus, such a game is called matrix game. Matrix games have many useful applications, especially in decision-making systems. In usual matrix game theory, all the entries of the payoff matrix are assumed to be exactly given. However, in real-world applications, we often encounter the case where the information on the required data includes imprecision or uncertainty because of uncertain environment. Hence, outcomes of a matrix game may not be a fixed number even though the players do not change their strategies. Therefore, interval-valued matrix, whose entries are closed intervals, is proposed by many researchers to model this kind of uncertainty (see [1–6]).

The solution methods of interval matrix games are studied by many authors. Most of solution techniques are based on linear programming methods for interval numbers (see [1, 2, 5, 6]). We present, in this paper, a simplistic graphical method for solving $2 \times n$ or $m \times 2$ interval matrix games and provide a numerical example to exemplify the obtained algorithm.

1.1. Interval Numbers

An extensive research and wide coverage on interval arithmetic and its applications can be found in [7]. Here, we only define interval numbers and some necessary operations on interval numbers.

An interval number is a subset of real line of the form

$$\mathbf{a} = [a^-, a^+] = \{x \in \mathbb{R} : a^- \leq x \leq a^+\}, \quad (1.1)$$

where $a^-, a^+ \in \mathbb{R}$ and $a^- \leq a^+$. If $a^- = a^+$, then $\mathbf{a} = [a, a]$ is a real number.

Mid-point $m(\mathbf{a})$ and radius $r(\mathbf{a})$ of interval number \mathbf{a} is defined as

$$m(\mathbf{a}) = \frac{a^- + a^+}{2}, \quad r(\mathbf{a}) = \frac{a^+ - a^-}{2}, \quad (1.2)$$

respectively.

Elementary arithmetic operation $\star \in \{+, -, \times, \div\}$ between two interval numbers \mathbf{a} and \mathbf{b} is given by

$$\mathbf{a} \star \mathbf{b} = \{a \star b : a \in \mathbf{a}, b \in \mathbf{b}\}. \quad (1.3)$$

For division operator, it is assumed that $0 \notin \mathbf{b}$. For any scalar number α , $\alpha\mathbf{a}$ is defined as

$$\alpha\mathbf{a} = \begin{cases} [\alpha a^-, \alpha a^+], & \text{for } \alpha \geq 0, \\ [\alpha a^+, \alpha a^-], & \text{for } \alpha < 0. \end{cases} \quad (1.4)$$

1.2. Comparison of Interval Numbers

To compare strategies and payoffs for an interval matrix game, we need a notion of an interval ordering relation that corresponds to the intuitive notion of a better possible outcome or payoff.

A brief comparison on different interval orders is given in [8, 9] on the basis of decision maker's opinion.

1.2.1. Disjoint Intervals

Let $\mathbf{a} = [a^-, a^+]$ and $\mathbf{b} = [b^-, b^+]$ be two disjoint interval numbers. Then, it is not difficult to define transitive order relation over these intervals, as \mathbf{a} is strictly less than \mathbf{b} if and only if $a^+ < b^-$. This is denoted by $\mathbf{a} < \mathbf{b}$, and it is an extension of " $<$ " on the real line.

1.2.2. Nested Intervals

Let $\mathbf{a} = [a^-, a^+]$ and $\mathbf{b} = [b^-, b^+]$ be two interval numbers such that $a^- \leq b^- < b^+ \leq a^+$. Then, $\mathbf{b} \subseteq \mathbf{a}$. Here, the set inclusion only describes the condition that \mathbf{b} is nested in \mathbf{a} , but it cannot order \mathbf{a} and \mathbf{b} in terms of value.

Let \mathbf{a} and \mathbf{b} be two cost intervals, and the minimum cost interval is to be chosen.

- (i) If the decision maker (DM) is optimistic, then he/she will prefer the interval with maximum width along with the risk of more uncertainty giving less importance.
- (ii) If DM is pessimistic, then he/she will pay more attention on more uncertainty. That is, on the right hand points of the intervals, and he/she will choose the interval with minimum width.

The case will be reverse when \mathbf{a} and \mathbf{b} represent profit intervals. Therefore, we can define the ranking order of \mathbf{a} and \mathbf{b} as

$$\mathbf{a} \vee \mathbf{b} = \begin{cases} \mathbf{a}, & \text{if the DM is optimistic,} \\ \mathbf{b}, & \text{if the DM is pessimistic.} \end{cases} \quad (1.5)$$

Here, the notation " \vee " denotes the maximum among the interval numbers \mathbf{a} and \mathbf{b} . Similarly, we can write

$$\mathbf{a} \wedge \mathbf{b} = \begin{cases} \mathbf{b}, & \text{if the DM is optimistic,} \\ \mathbf{a}, & \text{if the DM is pessimistic.} \end{cases} \quad (1.6)$$

Likewise, the notation " \wedge " denotes the minimum among the interval numbers \mathbf{a} and \mathbf{b} .

1.2.3. Partially Overlapping Intervals

The above-mentioned order relations cannot explain ranking between two overlapping closed intervals.

Here, we use the acceptability index idea suggested by [8, 10]. This comparison method is mainly based on the mid-points of the intervals.

Let \mathbb{IR} be the set of all interval numbers. The function

$$\mathcal{A} : \mathbb{IR} \times \mathbb{IR} \longrightarrow \mathbb{R}, \quad \mathcal{A}(\mathbf{a} < \mathbf{b}) = \frac{m(\mathbf{b}) - m(\mathbf{a})}{r(\mathbf{a}) + r(\mathbf{b})}, \quad (1.7)$$

$r(\mathbf{a}) + r(\mathbf{b}) \neq 0$ is called acceptability function.

For $m(\mathbf{b}) \geq m(\mathbf{a})$, the number $\mathcal{A}(\mathbf{a} < \mathbf{b})$ is called the grade of acceptability of the interval number \mathbf{a} to be inferior to the second interval number \mathbf{b} .

By the definition of \mathcal{A} , for any interval numbers \mathbf{a} and \mathbf{b} , we have

- (i) $\mathcal{A}(\mathbf{a} < \mathbf{b}) \geq 1$ for $m(\mathbf{b}) > m(\mathbf{a})$ and $a^+ \leq b^-$,
- (ii) $\mathcal{A}(\mathbf{a} < \mathbf{b}) \in (0, 1)$ for $m(\mathbf{b}) > m(\mathbf{a})$ and $b^- \leq a^+$,
- (iii) $\mathcal{A}(\mathbf{a} < \mathbf{b}) = 0$ for $m(\mathbf{b}) = m(\mathbf{a})$. In this case, if $r(\mathbf{a}) = r(\mathbf{b})$, then \mathbf{a} is identical with \mathbf{b} . If $r(\mathbf{a}) \neq r(\mathbf{b})$, then the intervals \mathbf{a} and \mathbf{b} are noninferior to each other. In this case, the acceptability index becomes insignificant, so DM has to negotiate with the widths of \mathbf{a} and \mathbf{b} .

Table 1

	Optimistic outlook	Pessimistic outlook
Profit intervals	DM will prefer the interval a instead of b , because DM will pay more attention on the highest possible profit of 18 unit ignoring the risk of minimum profit of 2 unit.	DM will prefer the interval b , because his/her attention will be drawn to the fact that the minimum profit of 5 unit will never be decreased.
Cost intervals	DM will pay more attention on the minimum cost of 2 unit, that is, the left hand points both of the cost intervals a and b , and select a instead of b .	DM will again prefer the interval b , because DM will pay more attention on the maximum cost of 15 unit will never be increased.

Let **a** and **b** be two cost intervals, and minimum cost interval is to be chosen. If the DM is optimistic, then he/she will prefer the interval with maximum width along with the risk of more uncertainty giving less importance. Similarly, if the DM is pessimistic, then he/she will pay more attention on more uncertainty, that is, on the right end points of the intervals, and will choose the interval with minimum width. The case will be reverse when **a** and **b** represent profit intervals.

Example 1.1. Let **a** = [-5, -3] and **b** = [2, 6] be two intervals. Then,

$$\mathcal{A}(\mathbf{a} < \mathbf{b}) = \frac{4 - (-4)}{1 + 2} = \frac{8}{3} > 1. \quad (1.8)$$

Thus, the DM accept the decision that **a** is less than **b** with full satisfaction.

Example 1.2. Let **a** = [2, 8] and **b** = [1, 15] be two intervals. Then,

$$\mathcal{A}(\mathbf{a} < \mathbf{b}) = \frac{8 - 5}{3 + 7} = 0.3 \in (0, 1). \quad (1.9)$$

Hence, the DM accept the decision that **a** is less than **b** with grade of satisfaction 0.3.

Example 1.3. Let **a** = [2, 18] and **b** = [5, 15] be two intervals. Then, $\mathcal{A}(\mathbf{a} < \mathbf{b}) = 0$. Here, both of the intervals are noninferior to each other. In this case, the DM has to negotiate with the widths of **a** and **b** as listed in Table 1.

These can be written explicitly as

$$\mathbf{a} \vee \mathbf{b} = \begin{cases} \mathbf{b}, & \text{if } \mathcal{A}(\mathbf{a} < \mathbf{b}) > 0, \\ \mathbf{a}, & \text{if } \mathcal{A}(\mathbf{a} < \mathbf{b}) = 0, r(\mathbf{a}) < r(\mathbf{b}), \text{ DM is pessimistic,} \\ \mathbf{b}, & \text{if } \mathcal{A}(\mathbf{a} < \mathbf{b}) = 0, r(\mathbf{a}) < r(\mathbf{b}), \text{ DM is optimistic,} \end{cases} \quad (1.10)$$

where, $\mathbf{a} \vee \mathbf{b}$ denotes the maximum of the interval numbers \mathbf{a} and \mathbf{b} . Similarly,

$$\mathbf{a} \wedge \mathbf{b} = \begin{cases} \mathbf{b}, & \text{if } \mathcal{A}(\mathbf{b} < \mathbf{a}) > 0, \\ \mathbf{a}, & \text{if } \mathcal{A}(\mathbf{b} < \mathbf{a}) = 0, r(\mathbf{a}) > r(\mathbf{b}), \text{ DM is optimistic,} \\ \mathbf{b}, & \text{if } \mathcal{A}(\mathbf{b} < \mathbf{a}) = 0, r(\mathbf{a}) > r(\mathbf{b}), \text{ DM is pessimistic.} \end{cases} \quad (1.11)$$

Here, the notation $\mathbf{a} \wedge \mathbf{b}$ represents the minimum of the interval numbers \mathbf{a} and \mathbf{b} .

Proposition 1.4. *The interval ordering by the acceptability index defines a partial order relation on \mathbb{IR} .*

Proof. (i) If $\mathcal{A}(\mathbf{a} < \mathbf{b}) = 0$ and $r(\mathbf{a}) = r(\mathbf{b})$, then $\mathbf{a} \equiv \mathbf{b}$, and we say that \mathbf{a} and \mathbf{b} are noninferior to each other. Hence, it is reflexive.

(ii) For any interval number \mathbf{a} and \mathbf{b} , $\mathcal{A}(\mathbf{a} < \mathbf{b}) > 0$, and $\mathcal{A}(\mathbf{b} < \mathbf{a}) > 0$ implies $\mathbf{a} = \mathbf{b}$. Therefore, \mathcal{A} is antisymmetric.

(iii) For any interval numbers $\mathbf{a}, \mathbf{b}, \mathbf{c} \in \mathbb{IR}$ if

$$\mathcal{A}(\mathbf{a} < \mathbf{b}) = \frac{m(\mathbf{b}) - m(\mathbf{a})}{r(\mathbf{b}) + r(\mathbf{a})} \geq 0, \quad \mathcal{A}(\mathbf{b} < \mathbf{c}) = \frac{m(\mathbf{c}) - m(\mathbf{b})}{r(\mathbf{c}) + r(\mathbf{b})} \geq 0, \quad (1.12)$$

then $m(\mathbf{c}) - m(\mathbf{a}) = [m(\mathbf{c}) - m(\mathbf{b})] + [m(\mathbf{b}) - m(\mathbf{a})] \geq 0$. Hence,

$$\mathcal{A}(\mathbf{a} < \mathbf{c}) = \frac{m(\mathbf{c}) - m(\mathbf{a})}{r(\mathbf{c}) + r(\mathbf{a})} \geq 0. \quad (1.13)$$

Thus, \mathcal{A} is transitive. □

On the other hand, acceptability index must not interpreted as difference operator of real analysis. Indeed, while $\mathcal{A}(\mathbf{a} < \mathbf{b}) \geq 0$ and $\mathcal{A}(\mathbf{b} < \mathbf{c}) \geq 0$, the inequality

$$\mathcal{A}(\mathbf{a} < \mathbf{c}) \geq \max\{\mathcal{A}(\mathbf{a} < \mathbf{b}), \mathcal{A}(\mathbf{b} < \mathbf{c})\} \quad (1.14)$$

may not hold.

Actually, let $\mathbf{a} = [-2, 2]$, $\mathbf{b} = [-1, 21/20]$ and $\mathbf{c} = [-1/2, 3/4]$, then

$$\mathcal{A}(\mathbf{a} < \mathbf{b}) = \frac{1}{121}, \quad \mathcal{A}(\mathbf{b} < \mathbf{c}) = \frac{2}{33}, \quad (1.15)$$

but

$$\mathcal{A}(\mathbf{a} < \mathbf{c}) = \frac{1}{21} < \frac{2}{33}. \quad (1.16)$$

For any two interval numbers \mathbf{a} and \mathbf{b} from \mathbb{IR} , either $\mathcal{A}(\mathbf{a} < \mathbf{b}) > 0$, or $\mathcal{A}(\mathbf{a} < \mathbf{b}) = \mathcal{A}(\mathbf{b} < \mathbf{a}) = 0$, or $\mathcal{A}(\mathbf{b} < \mathbf{a}) > 0$. Also, $\mathcal{A}(\mathbf{a} < \mathbf{b}) < 0$ can be interpreted as the interval number \mathbf{b} is inferior to the interval number \mathbf{a} , since $\mathcal{A}(\mathbf{b} < \mathbf{a}) > 0$.

Additionally, for any interval numbers \mathbf{a} , \mathbf{b} , \mathbf{c} , and \mathbf{d} , the following properties of acceptability index is obvious.

$$\begin{aligned} \text{If } \mathcal{A}(\mathbf{a} < \mathbf{b}) \geq 0, \quad \mathcal{A}(\mathbf{c} < \mathbf{d}) \geq 0 &\implies \mathcal{A}(\mathbf{a} + \mathbf{c} < \mathbf{b} + \mathbf{d}) \geq 0, \\ \mathcal{A}(\mathbf{a} < \mathbf{b}) \geq 0 &\implies \mathcal{A}(\mathbf{a} + \mathbf{c} < \mathbf{b} + \mathbf{c}) \geq 0, \\ \mathcal{A}(\mathbf{a} < \mathbf{b}) \geq 0 &\implies \mathcal{A}(-1 \cdot \mathbf{b} < -1 \cdot \mathbf{a}) \geq 0. \end{aligned} \quad (1.17)$$

1.3. Matrix Games

Game theory is a mathematical discipline which studies situations of competition and cooperation between several involved parties, and it has many applications in broad areas such as strategic warfares, economic or social problems, animal behaviours, political voting systems. It is accepted that game theory starts with the von Neumann's study on zero-sum games (see [11]), in which he proved the famous minimax theorem for zero-sum games. It was also basis for [12].

The simplest game is finite, two-person, zero-sum game. There are only two players, player I and player II, and it can be denoted by a matrix. Thus, such a game is called matrix game. More formally, a matrix game is an $m \times n$ matrix G of real numbers.

A (mixed) strategy of player I is a probability distribution x over the rows of G , that is, an element of the set

$$X_m = \left\{ x = (x_1, \dots, x_m) \in \mathbb{R}^m : x_i \geq 0, \sum_{i=1}^m x_i = 1 \right\}. \quad (1.18)$$

Similarly, a strategy of player II is a probability distribution y over the columns of G , that is, an element of the set

$$Y_n = \left\{ y = (y_1, \dots, y_n) \in \mathbb{R}^n : y_i \geq 0, \sum_{i=1}^n y_i = 1 \right\}. \quad (1.19)$$

A strategy x of player I is called pure if it does not involve probability, that is, $x_i = 1$ for some $i = 1, \dots, m$, and it is denoted by I_i . Similarly, pure strategies of player II is denoted by II_j for $j = 1, \dots, n$.

If player I plays row i (i.e., pure strategy $x = (0, 0, \dots, x_i = 1, 0, \dots, 0)$ and player II plays column j (i.e., pure strategy $y = (0, 0, \dots, y_j = 1, 0, \dots, 0)$, then player I receives payoff g_{ij} , and player II pays g_{ij} , where g_{ij} is the entry in row i and column j of matrix G .

If player I plays strategy x and player II plays strategy y , then player I receives the expected payoff

$$g(x, y) = x^T G y, \quad (1.20)$$

where x^T denotes the transpose of x .

A strategy x^* is called maximin strategy of player I in matrix game G if

$$\min \left\{ (x^*)^T G y, y \in Y_n \right\} \geq \min \left\{ x^T G y, y \in Y_n \right\}, \quad (1.21)$$

for all $x \in X_m$ and a strategy y^* is called minimax strategy of player II in matrix game G if

$$\max \left\{ x^T G y^*, x \in X_m \right\} \leq \max \left\{ x^T G y, x \in X_m \right\}, \quad (1.22)$$

for all $y \in Y_n$.

Therefore, a maximin strategy of player I maximizes the minimal payoff of player I, and a minimax strategy of player II minimizes the maximum that player II has to pay to player I.

Neumann proved that for every matrix game G, there is a real number ν with the following properties.

- (1) A strategy x of player I guarantees a payoff of at least ν to player I (i.e., $x^T G y \geq \nu$ for all strategies y of player II) if and only if x is a maximin strategy.
- (2) A strategy y of player II guarantees a payment of at most ν by player II to player I (i.e., $x^T G y \leq \nu$ for all strategies x of player I) if and only if y is a minimax strategy.

Hence, player I can obtain a payoff at least ν by playing maximin strategy, and player II can guarantee to pay not more than ν by playing minimax strategy. For these reasons, the number ν is also called the value of the game G.

A position (i, j) is called saddle point if $g_{ij} \geq g_{kj}$ for all $k = 1, \dots, m$ and $g_{ij} \leq g_{il}$ for all $l = 1, \dots, n$, that is, if g_{ij} is maximal in its column j and minimal in its row i . Evidently, if (i, j) is a saddle point, then g_{ij} must be the value of the game.

1.4. Interval Matrix Games

Interval matrix game is the interval generation of classical matrix games, and it is the special case of fuzzy games.

Here, we consider a nonzero sum interval matrix game with two players, and we assume that player I is maximizing or optimistic player and player II is minimizing or pessimistic player. We assume that player I will try to make maximum profit and player II will try to minimize the loss.

The two person interval matrix game is defined by $m \times n$ matrix G whose entries are interval numbers.

Let G be an interval matrix game

$$G = \begin{matrix} & \begin{matrix} \text{II}_1 & \text{II}_2 & \cdots & \text{II}_n \end{matrix} \\ \begin{matrix} \text{I}_1 \\ \text{I}_2 \\ \vdots \\ \text{I}_m \end{matrix} & \left(\begin{matrix} \mathbf{g}_{11} & \mathbf{g}_{12} & \cdots & \mathbf{g}_{1n} \\ \mathbf{g}_{21} & \mathbf{g}_{22} & \cdots & \mathbf{g}_{2n} \\ \vdots & \vdots & \ddots & \vdots \\ \mathbf{g}_{m1} & \mathbf{g}_{m2} & \cdots & \mathbf{g}_{mn} \end{matrix} \right) \end{matrix}, \quad (1.23)$$

and $x \in X_m, y \in Y_n$; that is, x and y are strategies for players I and II. Then, the expected payoff for player I is defined by

$$\mathbf{g}(x, y) = x^T \mathbf{G} y = \sum_i \sum_j x_i y_j \mathbf{g}_{ij}. \quad (1.24)$$

Here, \sum denotes the Minkowski's sum of intervals.

Example 1.5. Let

$$\mathbf{G} = \begin{matrix} & \begin{matrix} \Pi_1 & \Pi_2 & \Pi_3 & \Pi_4 \end{matrix} \\ \begin{matrix} I_1 \\ I_2 \\ I_3 \end{matrix} & \left(\begin{array}{cccc} [-10, 1] & [-8, 7] & [-8, -7] & [-6, 7] \\ [-9, 8] & [-1, 7] & [3, 8] & [8, 9] \\ [-3, -2] & [-1, 5] & [-2, 2] & [-3, 7] \end{array} \right) \end{matrix} \quad (1.25)$$

be interval matrix game.

For this game, if player I plays second row ($x = (0, 1, 0)$) and player II plays third column ($y = (0, 0, 1, 0)$), then player I receives, and correspondingly, player II pays a payoff $\mathbf{g}(I_2, \Pi_3) \in [3, 8]$.

On the other hand, for pair of strategies $x = (1/2, 1/2, 0)$ and $y = (0, 1/3, 1/3, 1/3)$, the expected payoff for player I belongs to $\mathbf{g}(x, y) = [-2, 31/6]$.

Now, define

$$\begin{aligned} \mathbf{v}_L &= \bigvee_{x \in X_m} \bigwedge_{y \in Y_n} \mathbf{g}(x, y), \\ \mathbf{v}_U &= \bigwedge_{y \in Y_n} \bigvee_{x \in X_m} \mathbf{g}(x, y), \end{aligned} \quad (1.26)$$

to be lower and upper value of interval matrix game.

It is naturally clear that $\mathcal{A}(\mathbf{v}_L < \mathbf{v}_U) \geq 0$.

In addition, if $\mathbf{v}_L = \mathbf{v}_U = \mathbf{v}$, then \mathbf{v} is called the value of interval matrix game.

Theorem 1.6 (Fundamental Theorem). *Let \mathbf{G} be an interval matrix game. Then, $\bigvee_{x \in X_m} \bigwedge_{y \in Y_n} \mathbf{g}(x, y)$ and $\bigwedge_{y \in Y_n} \bigvee_{x \in X_m} \mathbf{g}(x, y)$ both exist and are equal.*

Let \mathbf{v} be the value of game. Then, the $(x^*, y^*, \mathbf{v}) \in X_m \times Y_n \times \mathbb{IR}$ is called the solution of interval matrix game if

$$\bigwedge_{y \in Y_n} \mathbf{g}(x^*, y) = \bigvee_{x \in X_m} \bigwedge_{y \in Y_n} \mathbf{g}(x, y) = \mathbf{v}, \quad (1.27)$$

$$\bigvee_{x \in X_m} \mathbf{g}(x, y^*) = \bigwedge_{y \in Y_n} \bigvee_{x \in X_m} \mathbf{g}(x, y) = \mathbf{v}. \quad (1.28)$$

Furthermore, the strategies x^* and y^* are called optimal strategies for players.

In view of Theorem 1.6, we can conclude that every two person interval matrix game has a solution.

The value of the interval matrix game

$$\mathbf{G} = \begin{matrix} & \Pi_1 & \Pi_2 & \Pi_3 & \Pi_4 \\ \begin{matrix} I_1 \\ I_2 \\ I_3 \end{matrix} & \begin{pmatrix} [-10, 1] & [-8, 7] & [-8, -7] & [-6, 7] \\ [-9, 8] & [-1, 7] & [3, 8] & [8, 9] \\ [-3, -2] & [-1, 5] & [-2, 2] & [-3, 7] \end{pmatrix} \end{matrix} \tag{1.29}$$

is $[-9, 8]$. On the other hand, if we consider the left and right endpoints of the entries of interval matrix \mathbf{G} as two different matrix games, that is,

$$\mathbf{G}^- = \begin{matrix} & \Pi_1 & \Pi_2 & \Pi_3 & \Pi_4 \\ \begin{matrix} I_1 \\ I_2 \\ I_3 \end{matrix} & \begin{pmatrix} -10 & -8 & -8 & -6 \\ -9 & -1 & 3 & 8 \\ -3 & -1 & -2 & -3 \end{pmatrix}, \end{matrix} \tag{1.30}$$

$$\mathbf{G}^+ = \begin{matrix} & \Pi_1 & \Pi_2 & \Pi_3 & \Pi_4 \\ \begin{matrix} I_1 \\ I_2 \\ I_3 \end{matrix} & \begin{pmatrix} 1 & 7 & -7 & 7 \\ 8 & 7 & 8 & 9 \\ -2 & 5 & 2 & 7 \end{pmatrix}, \end{matrix}$$

then value of these matrix games are -3 and 7 , respectively. Hence, there is no trivial relation between the value of interval matrix game and the value of endpoint matrix games.

2. A Graphical Method for Solving Interval Matrix Games

Let

$$\mathbf{G} = \begin{matrix} & \Pi_1 & \Pi_2 & \cdots & \Pi_n \\ \begin{matrix} I_1 \\ I_2 \\ \vdots \\ I_m \end{matrix} & \begin{pmatrix} \mathfrak{g}_{11} & \mathfrak{g}_{12} & \cdots & \mathfrak{g}_{1n} \\ \mathfrak{g}_{21} & \mathfrak{g}_{22} & \cdots & \mathfrak{g}_{2n} \\ \vdots & \vdots & \ddots & \vdots \\ \mathfrak{g}_{m1} & \mathfrak{g}_{m2} & \cdots & \mathfrak{g}_{mn} \end{pmatrix} \end{matrix} \tag{2.1}$$

be an interval matrix game.

Let \mathbf{v} be value of $m \times n$ interval matrix game \mathbf{G} . In general, the width of \mathbf{v} can vary. To normalize the width of \mathbf{v} in order to investigate a method for solving such games, from now on, we will assume that all entries of \mathbf{G} are of same length; that is, $g_{ij}^+ = g_{ij}^- + \lambda$ for some $\lambda > 0$ and $i = 1, 2, \dots, m, j = 1, 2, \dots, n$.

The solution methods of interval matrix games are studied by many authors. Most of solution techniques are based on linear programming methods for interval numbers (see [1–4, 6]).

A useful idea in solving $2 \times n$ interval matrix games is that of worthwhile strategies. A worthwhile strategy is a pure strategy which appears with positive probability in an optimal strategy.

The following proposition is the important property about such strategies.

Proposition 2.1. *When a worthwhile strategy plays an optimal strategy, the payoff is the value of the game.*

It means that if $(x^*, y^*, \mathbf{v}) \in X_m \times Y_n \times \mathbb{IR}$ is the solution of interval matrix game (2.1) and the pure strategies I_i and II_j are worthwhile strategies, then the equalities

$$\mathbf{g}(x^*, y^*) = \mathbf{g}(I_i, y^*) = \mathbf{v}, \quad (2.2)$$

$$\mathbf{g}(x^*, y^*) = \mathbf{g}(x^*, II_j) = \mathbf{v} \quad (2.3)$$

hold.

Proof. We assume without loss of generality that player I has an optimal strategy $x^* = (x_1, x_2, \dots, x_k, 0, \dots, 0)$. Here, $x_i > 0$, $i = 1, 2, \dots, k$ and $\sum_{i=1}^k x_i = 1$. We also assume that player II has an optimal strategy y^* and value of the game is \mathbf{v} . Hence, $\mathbf{g}(x^*, y^*) = \mathbf{v}$.

Furthermore, for any pure strategy I_i ($1 \leq i \leq k$) of player I, we have

$$\mathcal{A}(\mathbf{g}(I_i, y^*) < \mathbf{v}) \geq 0, \quad (2.4)$$

since player II playing optimal strategy y^* .

We set $\mathbf{g}(I_i, y^*) = \mathbf{v}_i$. Then, using following equality:

$$\mathbf{v} = \mathbf{g}(x^*, y^*) = \sum_{i=1}^k x_i \mathbf{g}(I_i, y^*) = \sum_{i=1}^k x_i \mathbf{v}_i, \quad (2.5)$$

and (2.4) we find

$$\mathcal{A}\left(\mathbf{v} = \sum_{i=1}^k x_i \mathbf{v}_i < \sum_{i=1}^k x_i \mathbf{v} = \mathbf{v}\right) \geq 0. \quad (2.6)$$

Thus, acceptability index must be 0, and so $\mathbf{v}_i = \mathbf{v}$ for all $i = 1, 2, \dots, k$. Therefore, playing the worthwhile strategy I_i against optimal strategy y^* gives a payoff that is the value of the game.

The proof of (2.3) is similar. □

Theorem 2.2. *If \mathbf{v} is value of $m \times n$ interval matrix game (2.1), then the equalities*

$$\bigvee_{x \in X_m} \bigwedge_{y \in Y_n} \mathbf{g}(x, y) = \bigvee_{x \in X_m} \bigwedge_{j=1,2,\dots,n} \mathbf{g}(x, \Pi_j) = \mathbf{v}, \quad (2.7)$$

$$\bigwedge_{y \in Y_n} \bigvee_{x \in X_m} \mathbf{g}(x, y) = \bigwedge_{y \in Y_n} \bigvee_{i=1,2,\dots,m} \mathbf{g}(I_i, y) = \mathbf{v} \quad (2.8)$$

hold.

Proof. By Theorem 1.6, we know that interval matrix game (2.1) has a solution. Let us denote the solution of (2.1) by (x^*, y^*, \mathbf{v}) . Then, we have

$$\bigvee_{x \in X_m} \bigwedge_{y \in Y_n} \mathbf{g}(x, y) = \bigwedge_{y \in Y_n} \bigvee_{x \in X_m} \mathbf{g}(x, y) = \mathbf{v}, \quad (2.9)$$

$$\mathcal{A}(\mathbf{v} < \mathbf{g}(x^*, y)) \geq 0, \quad \forall y \in Y_n, \quad (2.10)$$

$$\mathcal{A}(\mathbf{g}(x, y^*) < \mathbf{v}) \geq 0, \quad \forall x \in X_m. \quad (2.11)$$

Since $\Pi_j \in Y_n$ for all $j = 1, 2, \dots, n$, then using (2.10), we get

$$\mathcal{A}(\mathbf{v} < \mathbf{g}(x^*, \Pi_j)) \geq 0, \quad (2.12)$$

for all $j = 1, 2, \dots, n$. Therefore, it follows that

$$\mathcal{A}\left(\mathbf{v} < \bigwedge_{j=1,2,\dots,n} \{\mathbf{g}(x^*, \Pi_j)\}\right) \geq 0. \quad (2.13)$$

Using (2.13), we find

$$\mathcal{A}\left(\mathbf{v} < \bigvee_{x \in X_m} \bigwedge_{j=1,2,\dots,n} \{\mathbf{g}(x^*, \Pi_j)\}\right) \geq 0. \quad (2.14)$$

Now, let us show that

$$\mathcal{A}\left(\mathbf{v} < \bigvee_{x \in X_m} \bigwedge_{j=1,2,\dots,n} \{\mathbf{g}(x^*, \Pi_j)\}\right) = 0. \quad (2.15)$$

Suppose, contrary to what we wish to show, that

$$\mathcal{A}\left(\mathbf{v} < \bigvee_{x \in X_m} \bigwedge_{j=1,2,\dots,n} \{\mathbf{g}(x^*, \Pi_j)\}\right) > 0. \quad (2.16)$$

For notational simplicity, we assume that

$$\mathbf{v}^* = \bigvee_{x \in X_m} \bigwedge_{j=1,2,\dots,n} \{\mathbf{g}(x^*, \Pi_j)\}. \quad (2.17)$$

Then, there exists $\tilde{x} = (\tilde{x}_1, \dots, \tilde{x}_m) \in X_m$ such that

$$\mathbf{v}^* = \bigwedge_{j=1,2,\dots,n} \{\mathbf{g}(\tilde{x}, \Pi_j)\}. \quad (2.18)$$

Since $\mathcal{A}(\mathbf{v}^* < \mathbf{g}(\tilde{x}, \Pi_j)) \geq 0$ and acceptability index is transitive, then we obtain

$$\mathcal{A}(\mathbf{v} < \mathbf{g}(\tilde{x}, \Pi_j)) > 0, \quad (2.19)$$

for all $j = 1, 2, \dots, n$.

Additionally, for all $\mathbf{y} = (y_1, \dots, y_n) \in Y_n$ we can write

$$\begin{aligned} \mathbf{g}(\tilde{x}, \mathbf{y}) &= \sum_{j=1}^n \sum_{i=1}^m \tilde{x}_{ij} \mathbf{g}_{ij} y_j = \sum_{j=1}^n \left(\sum_{i=1}^m \tilde{x}_{ij} \mathbf{g}_{ij} \right) y_j \\ &= \sum_{j=1}^n \mathbf{g}(\tilde{x}, \Pi_j) y_j. \end{aligned} \quad (2.20)$$

Therefore, we have

$$\mathcal{A}(\mathbf{v}^* < \mathbf{g}(\tilde{x}, \mathbf{y})) \geq 0, \quad (2.21)$$

for all $\mathbf{y} \in Y_n$. Since $\mathcal{A}(\mathbf{v} < \mathbf{v}^*) > 0$, we get from (2.11) that

$$\mathcal{A}(\mathbf{g}(x, \mathbf{y}^*) < \mathbf{v}^*) \geq 0, \quad (2.22)$$

for all $x \in X_m$.

Using (1.28), (2.21), and (2.22), we conclude that $(\tilde{x}, \mathbf{y}^*, \mathbf{v}^*)$ is also a solution of (2.1), contradicting the fact that value of the game is unique. This concludes that (2.15) holds. Hence, from (2.9) and (2.15), we obtain the validity of (2.7).

By completely analogous arguments, we can also obtain (2.8). \square

Now, using Theorem 2.2, we can show how to solve interval matrix games, where at least one of the players has two pure strategies.

Let us consider

$$\mathbf{G} = \begin{matrix} & \Pi_1 & \Pi_2 & \cdots & \Pi_n \\ \begin{matrix} I_1 \\ I_2 \end{matrix} & \begin{pmatrix} \mathbf{g}_{11} & \mathbf{g}_{12} & \cdots & \mathbf{g}_{1n} \\ \mathbf{g}_{21} & \mathbf{g}_{22} & \cdots & \mathbf{g}_{2n} \end{pmatrix} \end{matrix}, \quad (2.23)$$

$2 \times n$ interval matrix game.

We denote the value of \mathbf{G} by the symbol \mathbf{v}^* .

Since player I has only two strategies, for any $x = (x_1, x_2) \in X_2$, we can write $x = (t, 1 - t)$, $t \in [0, 1]$. Then, we obtain

$$\mathbf{g}(x, \Pi_j) = t\mathbf{g}_{1j} + (1 - t)\mathbf{g}_{2j}, \quad (2.24)$$

for $t \in [0, 1]$. Setting

$$\phi_j(t) = \mathbf{g}(x, \Pi_j), \quad j = 1, \dots, n, \quad (2.25)$$

we get

$$\phi_j(t) = t\mathbf{g}_{1j} + (1 - t)\mathbf{g}_{2j}, \quad j = 1, \dots, n. \quad (2.26)$$

Using Theorem 2.2, we have

$$\mathbf{v}^* = \bigvee_{x \in X_2} \bigwedge_{j=1, \dots, n} \mathbf{g}(x, \Pi_j) = \bigvee_{t \in [0, 1]} \bigwedge_{j=1, \dots, n} \phi_j(t). \quad (2.27)$$

Therefore, the following algorithm can be used to find solution of $2 \times n$ interval matrix games.

Algorithm 2.3.

Step 1. Plot $\phi_j : [0, 1] \rightarrow \mathbb{IR}$ for all $j = 1, \dots, n$ on the plane.

Step 2. Draw the function $\psi : [0, 1] \rightarrow \mathbb{IR}$ by setting

$$\psi(t) = \bigwedge_{j=1, \dots, n} \{ \phi_j(t) \}, \quad (2.28)$$

(see Figure 1).

Step 3. By means of definition of ψ calculate the $\bigvee \{ \psi(t) \}$ on $[0, 1]$; that is, find

$$\mathbf{v}^* = \bigvee_{t \in [0, 1]} \{ \psi(t) \}. \quad (2.29)$$

Step 4. Using definition of ψ , calculate the $t^* \in [0, 1]$, where ψ attains its maximum. Thus, $x^* = (t^*, 1 - t^*)$, and the optimal strategy of player I is obtained.

Step 5. Using the property of worthwhile strategies, find the optimal strategy of player II.

To see how this works, let us solve a game.

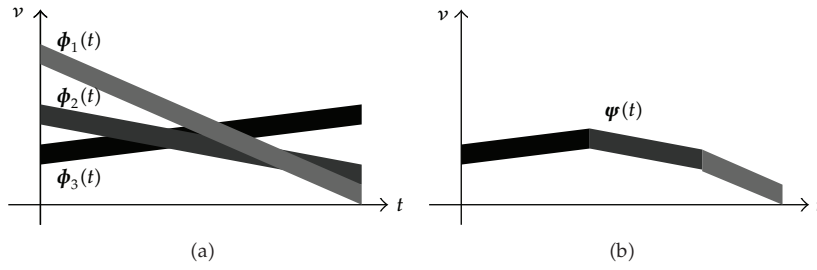


Figure 1: Step 1 and Step 2 of Algorithm 2.3.

3. Numerical Example

Example 3.1. Consider the 2×5 interval matrix game

$$G = \begin{matrix} & \Pi_1 & \Pi_2 & \Pi_3 & \Pi_4 & \Pi_5 \\ \begin{matrix} I_1 \\ I_2 \end{matrix} & \begin{pmatrix} [-2, 0] \\ [1, 3] \end{pmatrix} & \begin{pmatrix} [-1, 1] \\ [0, 2] \end{pmatrix} & \begin{pmatrix} [0, 2] \\ [-1, 1] \end{pmatrix} & \begin{pmatrix} [5, 7] \\ [-3, -1] \end{pmatrix} & \begin{pmatrix} [-4, -2] \\ [4, 6] \end{pmatrix} \end{matrix}. \quad (3.1)$$

In this game, no player has a dominant strategy; that is, there is no strategy which is always better than any other strategy, for any profile of other players' actions. Additionally, since

$$\begin{aligned} \bigvee_{i=1,2} \bigwedge_{j=1,2,\dots,5} g(I_i, \Pi_j) &= \bigvee \{[-4, -2], [-3, -1]\} = [-3, -1], \\ \bigwedge_{j=1,2,\dots,5} \bigvee_{i=1,2} g(I_i, \Pi_j) &= \bigwedge \{[1, 3], [0, 2], [0, 2], [5, 7], [4, 6]\} = [0, 2], \end{aligned} \quad (3.2)$$

G has no saddle point.

If player I 's optimal strategy is $x = (t, 1 - t)$, $t \in [0, 1]$, then for $j = 1, 2, \dots, 5$, we get

$$\phi_j(t) = g(x, \Pi_j) = t g_{1j} + (1 - t) g_{2j}. \quad (3.3)$$

Hence,

$$\begin{aligned} \phi_1(t) &= [1 - 3t, 3 - 3t], \\ \phi_2(t) &= [-t, 2 - t], \\ \phi_3(t) &= [-1 + t, 1 + t], \\ \phi_4(t) &= [-3 + 8t, -1 + 8t], \\ \phi_5(t) &= [4 - 8t, 6 - 8t]. \end{aligned} \quad (3.4)$$




Figure 2: Graph of $\phi_j(t), j = 1, \dots, n$.

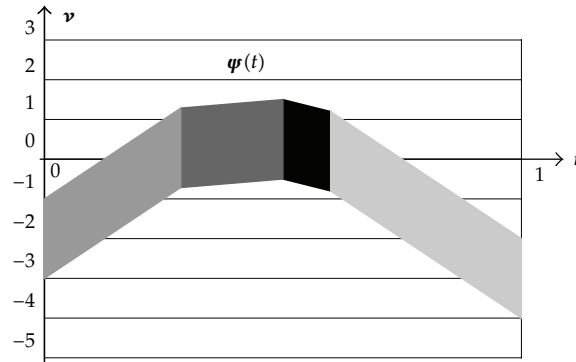


Figure 3: Graph of $\psi(t)$.

We can show this graphically, plotting each payoff as a function of t (see Figure 2). Then, we get

$$\begin{aligned} \psi : [0, 1] \longrightarrow \mathbb{IR}, \quad \psi(t) &= \bigwedge \{ \phi_1(t), \phi_2(t), \phi_3(t), \phi_4(t), \phi_5(t) \} \\ &= \begin{cases} \phi_4(t), & t \in \left[0, \frac{2}{7} \right), \\ \phi_3(t), & t \in \left[\frac{2}{7}, \frac{1}{2} \right), \\ \phi_1(t), & t \in \left[\frac{1}{2}, \frac{3}{5} \right), \\ \phi_5(t), & t \in \left[\frac{3}{5}, 1 \right]. \end{cases} \end{aligned} \tag{3.5}$$

see Figure 3.

Now, we can calculate the $\bigvee\{\boldsymbol{\psi}(t)\}$ on $[0, 1]$; that is, we can find the value of the game

$$\mathbf{v}^* = \bigvee_{t \in [0,1]} \{\boldsymbol{\psi}(t)\}. \tag{3.6}$$

Since, the function $\boldsymbol{\psi}(t)$ attains its maximum at $t^* = 1/2$, we obtain

$$\mathbf{v}^* = \bigvee_{t \in [0,1]} \boldsymbol{\psi}(t) = \boldsymbol{\phi}_1\left(\frac{1}{2}\right) = \left[\frac{-1}{2}, \frac{3}{2}\right]. \tag{3.7}$$

Furthermore, the optimal strategy of player I is $x^* = (t^*, 1 - t^*) = (1/2, 1/2)$.
On the other hand,

$$\begin{aligned} \mathbf{g}(x^*, \Pi_1) &= \left[\frac{-1}{2}, \frac{3}{2}\right] = \mathbf{v}^*, & \mathbf{g}(x^*, \Pi_2) &= \left[\frac{-1}{2}, \frac{3}{2}\right] = \mathbf{v}^*, & \mathbf{g}(x^*, \Pi_3) &= \left[\frac{-1}{2}, \frac{3}{2}\right] = \mathbf{v}^*, \\ \mathbf{g}(x^*, \Pi_4) &= [1, 3] \neq \mathbf{v}^*, & \mathbf{g}(x^*, \Pi_5) &= [0, 2] \neq \mathbf{v}^*. \end{aligned} \tag{3.8}$$

Therefore, using the property of worthwhile strategies, we obtain that only pure strategies Π_1, Π_2 , and Π_3 are worthwhile strategies of player II.

If $y^* = (y_1, y_2, y_3, 0, 0) \in Y_5$ is optimal strategy of player II, then the systems

$$\left\{ \begin{array}{l} y_1 + y_2 + y_3 = 1, \\ \mathbf{g}(I_1, y^*) = \mathbf{v}^*, \\ \mathbf{g}(I_2, y^*) = \mathbf{v}^*, \\ y_1 > 0, y_2 > 0, y_3 > 0 \end{array} \right. \implies \left\{ \begin{array}{l} y_1 + y_2 + y_3 = 1, \\ [-2y_1 - y_2, y_2 + 2y_3] = \left[\frac{-1}{2}, \frac{3}{2}\right], \\ [y_1 - y_3, 3y_1 + 2y_2 + y_3] = \left[\frac{-1}{2}, \frac{3}{2}\right], \\ y_1 > 0, y_2 > 0, y_3 > 0 \end{array} \right. \tag{3.9}$$

are valid. Thus,

$$y^* = \left(\frac{-1}{2} + s, \frac{3}{2} - 2s, s, 0, 0\right), \quad \frac{1}{2} < s < \frac{3}{4} \tag{3.10}$$

is optimal strategy of player II.

As a consequence, we obtain

$$\left(\left(\frac{1}{2}, \frac{1}{2}\right), \left(\frac{-1}{2} + s, \frac{3}{2} - 2s, s, 0, 0\right), \left[\frac{-1}{2}, \frac{3}{2}\right]\right), \quad \frac{1}{2} < s < \frac{3}{4}, \tag{3.11}$$

as the solution of the game (3.1).

4. Conclusion

In this paper, we have adapted graphical method for matrix games to interval matrix games by means of acceptability index notion. It is showed that by means of this method, solution of $2 \times n$ or $m \times 2$ interval matrix games can be easily calculated. Since the method can be easily programmed, it is very useful for interval matrix games even though players have at most two pure strategies after domination.

References

- [1] D. W. Collins and C. Hu, "Studying interval valued matrix games with fuzzy logic," *Soft Computing*, vol. 12, no. 2, pp. 147–155, 2008.
- [2] M. Kurano, M. Yasuda, J.-I. Nakagami, and Y. Yoshida, "An interval matrix game and its extensions to fuzzy and stochastic games," *Sarukaiseikikenkyusho Kokyuroku*, no. 1263, pp. 103–116, 2002.
- [3] D. Li, J. Nan, and M. Zhang, "Interval programming models for matrix games with interval payoffs," *Optimization Methods and Software*, pp. 1–16, 2010.
- [4] P. K. Nayak and M. Pal, "Linear programming technique to solve two person matrix games with interval pay-offs," *Asia-Pacific Journal of Operational Research*, vol. 26, no. 2, pp. 285–305, 2009.
- [5] P. K. Nayak and M. Pal, "The bi-matrix games with interval payoffs and its Nash equilibrium strategy," *Journal of Fuzzy Mathematics*, vol. 17, no. 2, pp. 421–435, 2009.
- [6] V. N. Shashikhin, "Solution of an interval matrix game in mixed strategies," *Izvestiya Akademii Nauk. Teoriya i Sistemy Upravleniya*, no. 5, pp. 97–104, 2001.
- [7] R. E. Moore, *Methods and Applications of Interval Analysis*, vol. 2 of *SIAM Studies in Applied Mathematics*, Society for Industrial and Applied Mathematics (SIAM), Philadelphia, Pa, USA, 1979.
- [8] A. Sengupta, T. K. Pal, and D. Chakraborty, "Interpretation of inequality constraints involving interval coefficients and a solution to interval linear programming," *Fuzzy Sets and Systems*, vol. 119, no. 1, pp. 129–138, 2001.
- [9] P. K. Nayak and M. Pal, "Solution of rectangular interval games using graphical method," *Tamsui Oxford Journal of Mathematical Sciences*, vol. 22, no. 1, pp. 95–115, 2006.
- [10] A. Sengupta and T. K. Pal, *Fuzzy Preference Ordering of Interval Numbers in Decision Problems*, vol. 238 of *Studies in Fuzziness and Soft Computing*, Springer, Berlin, Germany, 2009.
- [11] J. v. Neumann, "Zur theorie der gesellschaftsspiele," *Mathematische Annalen*, vol. 100, no. 1, pp. 295–320, 1928.
- [12] J. v. Neumann and O. Morgenstern, *Theory of Games and Economic Behavior*, Princeton University Press, Princeton, NJ, USA, 1944.

Copyright of Abstract & Applied Analysis is the property of Hindawi Publishing Corporation and its content may not be copied or emailed to multiple sites or posted to a listserv without the copyright holder's express written permission. However, users may print, download, or email articles for individual use.